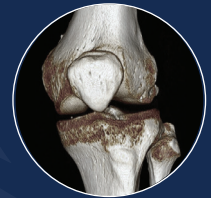
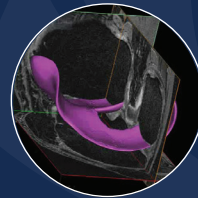
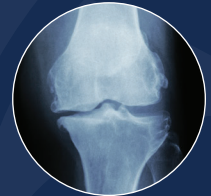
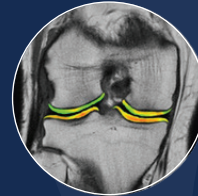


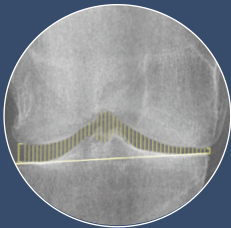
## Experienced Imaging Core Lab for Orthopedic Clinical Trials

More than 200 unique treatments for OA, trauma,  
and sports medicine evaluated from medical imaging

Multiple, validated analysis techniques for assessment  
of disease progression and response to treatment

Experienced with DMOADS, regenerative therapies,  
pain therapies, viscosupplements, and cartilage repair

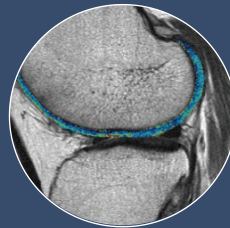




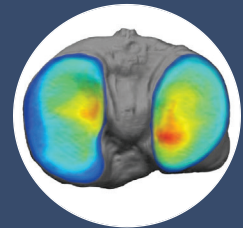
Joint Space  
Narrowing



Whole Organ  
Assessment



Cartilage  
Composition



Cartilage  
Morphometry

550+ multi-center trials and research studies since 2000

Recognized faculty of clinical and scientific experts in OA

Partnerships with leading CROs and research groups

Twelve product approvals for OA-related indications

ISO 9001-certified Quality Management System

“ *Medical Metrics provides scientific expertise in OA imaging, independent image analysis, and reliable operations in support of our clinical trials. They have been a trusted imaging partner for our nSTRIDE<sup>®</sup> APS program since 2013.* ”

Jennifer Woodell-May, Ph.D.

Program Director, Advanced Osteoarthritis Therapies



ZIMMER BIOMET

Your progress. Our promise.